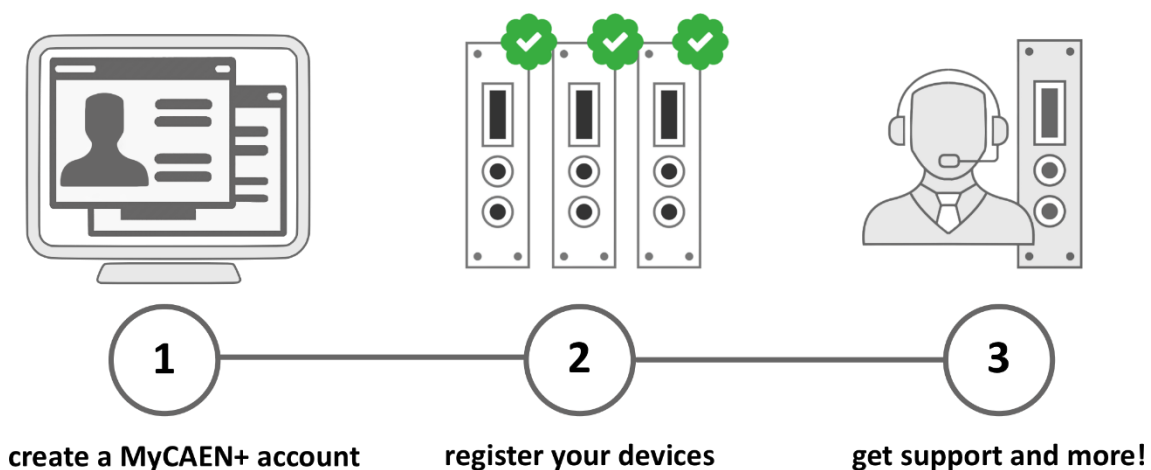


Register your device

Register your device to your **MyCAEN+** account and get access to our customer services, such as notification for new firmware or software upgrade, tracking service procedures or open a ticket for assistance. **MyCAEN+** accounts have a dedicated support service for their registered products. A set of basic information can be shared with the operator, speeding up the troubleshooting process and improving the efficiency of the support interactions.

MyCAEN+ dashboard is designed to offer you a direct access to all our after sales services. Registration is totally free, to create an account go to <https://www.caen.it/become-mycaenplus-user> and fill the registration form with your data.



<https://www.caen.it/become-mycaenplus-user/>

Purpose of this Guide

This document is the A1015G & A1015 14/16 Channel Multipin Radial to SHV Connector Adapters for A1515 HV Boards Series

User's Manual; it contains information about the installation, the configuration and the use of the board.

Change Document Record

Date	Revision	Changes
8 July 2016	0	PRELIMINARY RELEASE
2 February 2017	1	Updated Technical Specifications
15 March 2017	2	Updated Safety and installation requirements, Filtering on the load, A1015 specs.
18 June 2019	3	Updated Technical Specifications
18 May 2020	4	Updated pictures

Reference Documents

SY4527 Quickstart Guide

SY4527 User Manual

A1515 User Manual

CAEN S.p.A.
Via Vetraia, 11 55049 Viareggio (LU) - ITALY
Tel. +39.0584.388.398 Fax +39.0584.388.959
info@caen.it
www.caen.it

© CAEN SpA – 2011

Disclaimer

No part of this manual may be reproduced in any form or by any means, electronic, mechanical, recording, or otherwise, without the prior written permission of CAEN SpA.

CAEN will repair or replace any product within the guarantee period if the Guarantor declares that the product is defective due to workmanship or materials and has not been caused by mishandling, negligence on behalf of the User, accident or any abnormal conditions or operations.

CAEN declines all responsibility for damages or injuries caused by an improper use of the Modules due to negligence on behalf of the User. It is strongly recommended to read thoroughly the CAEN User's Manual before any kind of operation. CAEN reserves the right to change partially or entirely the contents of this Manual at any time and without giving any notice.

Disposal of the Product The product must never be dumped in the Municipal Waste. Please check your local regulations for disposal of electronics products.

MADE IN ITALY: We stress the fact that all the boards are made in Italy because in this globalized world, where getting the lowest possible price for products sometimes translates into poor pay and working conditions for the people who make them, at least you know that who made your board was reasonably paid and worked in a safe environment. (this obviously applies only to the boards marked "MADE IN ITALY", we cannot attest to the manufacturing process of "third party" boards).



Index

Safety and installation requirements 4

 General safety information4

 Injury Precautions4

 Safety Terms and Symbols on the Product4

 Installation4

Overview 5

Packaging 5

Output filtering (A1015G) 5

Filtering on the load (A1015G) 7

External Connections 7

Safety and installation requirements

General safety information

This section contains the fundamental safety rules for the installation and operation of the board. Read thoroughly this section before starting any procedure of installation or operation of the product.

Injury Precautions

Review the following precautions to avoid injury and prevent damage to this product or any products connected to it. To avoid potential hazards, use the product only as specified. Only qualified personnel should perform service procedures.

Avoid Electric Overload.

To avoid electric shock or fire hazard, do not power a load outside of its specified range.

Avoid Electric Shock.

To avoid injury or loss of life, do not connect or disconnect cables while they are connected to a voltage source.

Do Not Operate Without Covers.

To avoid electric shock or fire hazard, do not operate this product with covers or panels removed.

Do Not Operate in Wet/Damp Conditions.

To avoid electric shock, do not operate this product in wet or damp conditions.

Do Not Operate in an Explosive Atmosphere.

To avoid injury or fire hazard, do not operate this product in an explosive atmosphere.

Do Not Operate With Suspected Failures.

If you suspect this product to be damaged, have it inspected by qualified service personnel.

Safety Terms and Symbols on the Product

These terms may appear on the product:

DANGER indicates an injury hazard immediately accessible as you read the marking.

WARNING indicates an injury hazard not immediately accessible as you read the marking.

CAUTION indicates a hazard to property including the product.

The following symbols may appear on the product:



DANGER
High Voltage



WARNING
Refer to Manual


Installation

The CAEN Mod. A1015G is a 14/16 Stacked Channel Multipin Radial to SHV connector Adapter for the A1515TG and A1515QG power supply modules.

The CAEN Mod. A1015 is a 16 Floating Channel Multipin Radial to SHV connector Adapter for the A1515 power supply series.

N.B.: All cable connections must be done when SYx527 power is OFF!

Overview



The CAEN A1015G is a 14/16 Stacked Channel Multipin Radial to SHV connector Adapter for the A1515TG and A1515QG power supply modules; it allows to adapt the Radiall 691803004 type Multipin connector into Radiall SHV R317580-type HV coaxial connectors. Moreover, it is possible to configure the output stages with a RC filter. Please check the internal settings before each use.

The CAEN Mod. A1015 is a 16 Floating Channel Multipin Radial to SHV connector Adapter for the A1515 power supply series; it allows to adapt the Radiall 691803004 type Multipin connector into Radiall SHV R317580-type HV coaxial connectors.

Packaging


The A1015 series adapters are housed in a shielded box for desktop use; the cabled Radiall Multipin connector must be inserted into the A1515s' HV output connector. HV channels are provided through the SHV connectors, refer to the A1515 User manual for channels' description.

Output filtering (A1015G)



N.B.: it is **MANDATORY** to disconnect the A1015G from the A1515 power supply channels **PRIOR** to begin output filter configuration.

The output stages of the A1015G can be provided with a RC filter; for this purpose, unscrew the upper cover to have access to the internal circuitry:

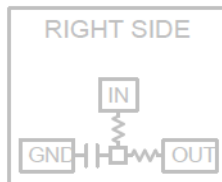
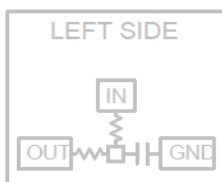


Each output stage can be configured as “direct” or “filtered”; see below:



Left side

Right side

Filter scheme



Direct Output



Filtered Output



Moreover, two jumpers allow to connect the filter GND to the RTN and Shield references of the Radiall Multipin connector (refer to A1515 User manual for details):



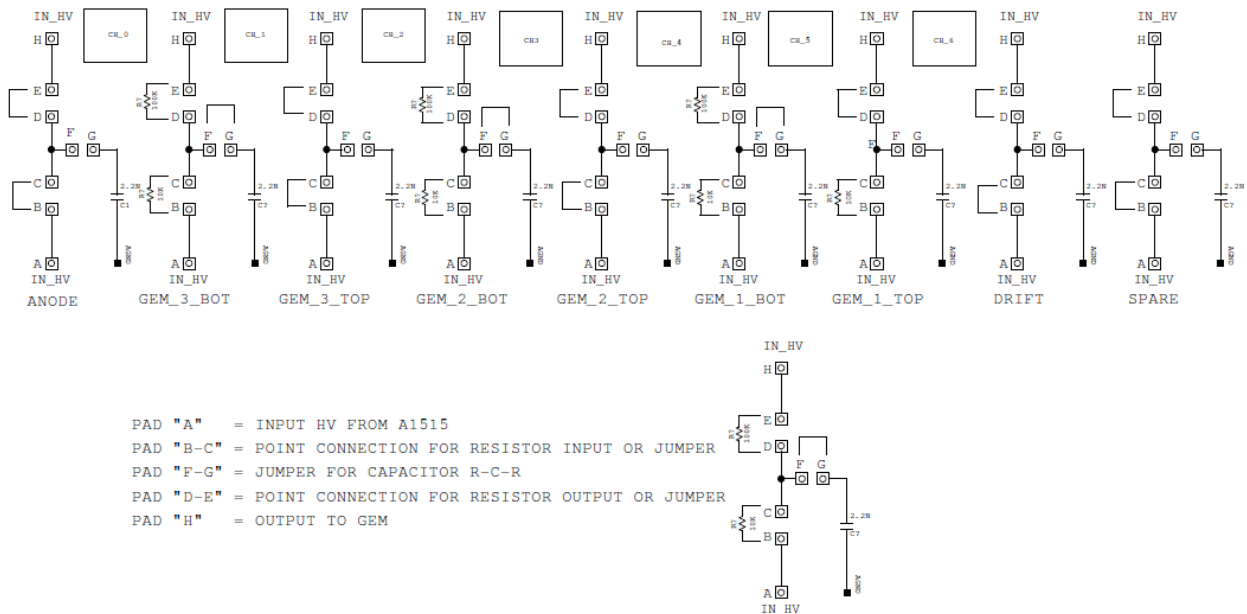
Once the Internal settings are done, close the upper cover with screw before turning HV ON.

Filtering on the load (A1015G)

Although the A1515 ripple is quite low, it is suggested to introduce a R-C-R filter in the detector vicinities, to reduce further common mode noise.

The correct values of the filtering components should be evaluated in the experimental area, with the actual detector and the foreseen gain and rate values.

The following scheme reports the filter used for RD 51 and Tif-CMS test set ups (CERN): only BOTTOMs and GEMs are filtered; on the TOPs, the resistors, implemented to limit the discharge inside the GEM, manage to reduce the residual noise.




External Connections

Technical features	
Mechanics	Desktop module; aluminium case 275x175x63mm ³ ; weight ~1.7kg
Input connector	52-pin Radiall 691802002 [SCEM 09.41.34.700.2]
Output connectors	Radiall SHVR317580-type HV coaxial
INTERLOCK	00-type LEMO connector; insert 50Ohm termination (provided with the kit) to refer INT_A to INT_B pin of the 52-pin Radiall 691802002 (see also board manual)
Shield	Industrial Terminal for 4mm plug and wire connection up to 2mm Ø; the terminal is connected with chassis and multipin cable shield. It can be referred to GND or RETURN (see also A1515 board manual)
Cable	HV type, shielded, ~100cm length
Maximum ratings	5 kV
Refer to A1515 User manual for further details	

**CAEN S.p.A.**

Via Vetraria 11
55049 - Viareggio
Italy
Phone +39 0584 388 398
Fax +39 0584 388 959
info@caen.it
www.caen.it

**CAEN GmbH**

Brunnenweg 9
64331 Weiterstadt
Germany
Tel. +49 (0)212 254 4077
Mobile +49 (0)151 16 548 484
info@caen-de.com
www.caen-de.com

CAEN Technologies, Inc.

1 Edgewater Street - Suite 101
Staten Island, NY 10305
USA
Phone: +1 (718) 981-0401
Fax: +1 (718) 556-9185
info@caentechnologies.com
www.caentechnologies.com

CAENspa INDIA Private Limited

B205, BLDG42, B Wing,
Azad Nagar Sangam CHS,
Mhada Layout, Azad Nagar, Andheri (W)
Mumbai, Mumbai City,
Maharashtra, India, 400053
info@caen-india.in
www.caen-india.in



Copyright © CAEN SpA. All rights reserved. Information in this publication supersedes all earlier versions. Specifications subject to change without notice.